


**SOD-323 Schottky Barrier Rectifier Diode 肖特基势垒整流二极管**

■ **Features 特点**

Low forward voltage drop 低正向压降  
High current capability 高电流能力  
Surface mount device 表面贴装器件  
Case 封装:SOD-323  
Marking 印字: S4



■ **Maximum Rating 最大额定值**

( $T_A=25^{\circ}\text{C}$  unless otherwise noted 如无特殊说明, 温度为  $25^{\circ}\text{C}$ )

Characteristic 特性参数	Symbol 符号	Rating 额定值	Unit 单位
Peak Reverse Voltage 反向峰值电压	$V_{RRM}$	40	V
DC Reverse Voltage 直流反向电压	$V_R$	40	V
RMS Reverse Voltage 反向电压均方根值	$V_{R(RMS)}$	21	V
Forward Rectified Current 正向整流电流	$I_F$	0.35	A
Peak Surge Current 峰值浪涌电流	$I_{FSM}$	2	A
Power Dissipation 耗散功率	$P_D$	310	mW
Thermal Resistance J-A 结到环境热阻	$R_{\theta JA}$	400	$^{\circ}\text{C}/\text{W}$
Junction/Storage Temperature 结温/储藏温度	$T_J, T_{stg}$	-50to+150 $^{\circ}\text{C}$	$^{\circ}\text{C}$

■ **Electrical Characteristics 电特性**

( $T_A=25^{\circ}\text{C}$  unless otherwise noted 如无特殊说明, 温度为  $25^{\circ}\text{C}$ )

Characteristic 特性参数	Symbol 符号	Min 最小值	Type 典型值	Max 最大值	Unit 单位	Condition 条件
Reverse Voltage 反向电压	$V_R$	40			V	$I_R=1\text{mA}$
Forward Voltage 正向电压	$V_F$			0.6	V	$I_F=0.2\text{A}$
Reverse Current 反向电流	$I_R$			0.05 8	mA	$V_R=40\text{V}(25^{\circ}\text{C})$ (100 $^{\circ}\text{C}$ )
Diode Capacitance 二极管电容	$C_T$		20		pF	$V_R=4\text{V}, f=1\text{MHz}$

■ Typical Characteristic Curve 典型特性曲线

FIG.1-TYPICAL FORWARD CURRENT DERATING CURVE

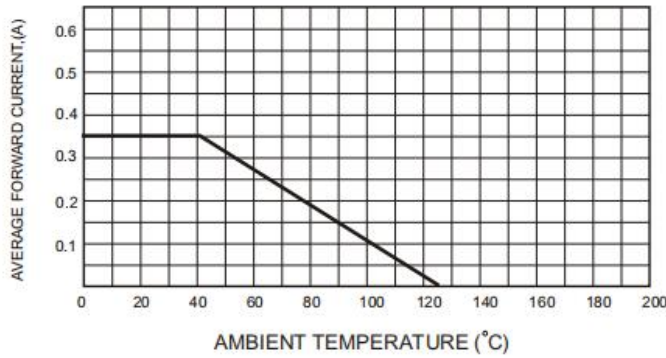


FIG.3 - Power Derating Curve

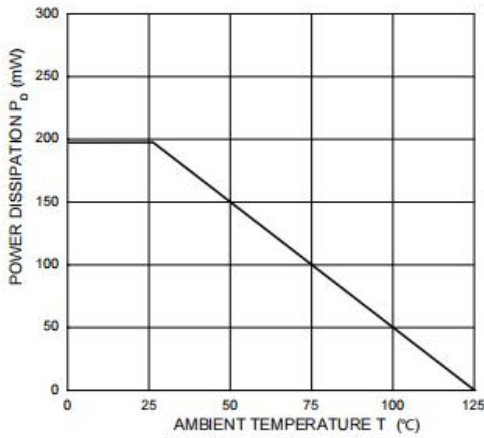


FIG.4-TYPICAL JUNCTION CAPACITANCE

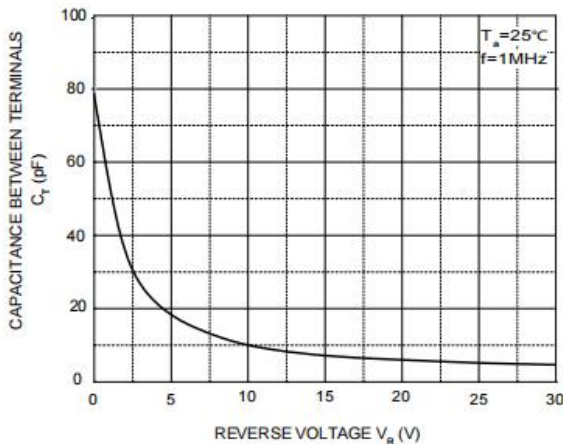


FIG.2-TYPICAL FORWARD CHARACTERISTICS

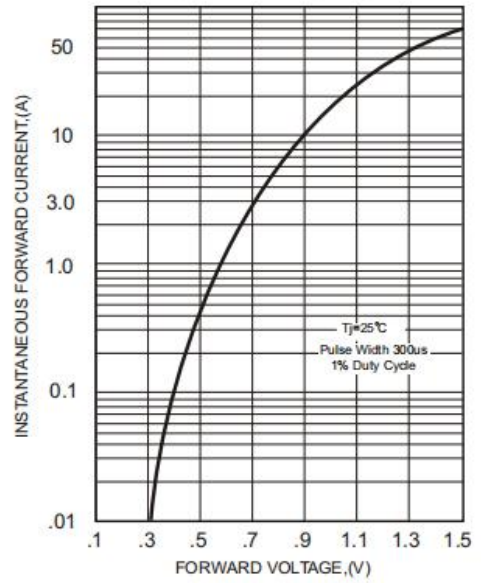
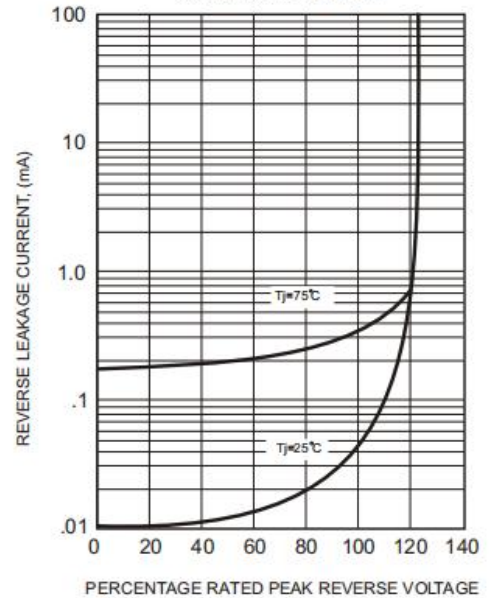
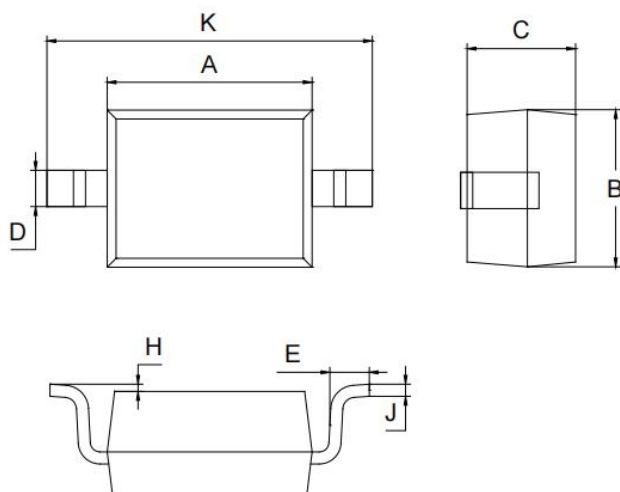


FIG.5 - TYPICAL REVERSE CHARACTERISTICS



■ Dimension 外形封装尺寸



SOD-323		
Dim	Min	Max
A	1.60	1.80
B	1.20	1.40
C	0.80	0.90
D	0.25	0.35
E	0.22	0.42
H	0.02	0.10
J	0.05	0.15
K	2.55	2.75
All Dimensions in mm		